



池州学院



报告

(2016-2017 学年)

2017 年 12

1.
2.
3.
4.

5.

1-2

6.

7.

2017

3

2017

7

53
1
9
2
10
1
10
3
8
9
6



1	020102			
2	020401			
3	030102			
4	040106			
5	040203			
6	040207			
7	050101			
8	050103			
9	050107			
10	050201			
11	050204			
12	050209			
13	050262			
14	050303			
15	050306			
16	060101			
17	070101			
18	070302			
19	070501			
20	070502			
21	070503			
22	070504			
23	071102			
24	071201			
25	071202			
26	080202			
27	080203			
28	080403			
29	080407			
30	080601			
31	080704			
32	080705			
33	080714			
34	080901			
35	080903			
36	081201			
37	082502			
38	120104			
39	120202			
40	120204			
41	121207			

42	120206			
43	120210			
44	120404			
45	120801			
46	120901K			
47	120902			
48	130202			
49	130305			
50	130310			
51	130401			
52	130502			
53	130503			

14,956 2016-2017 13,716

91.71%

2 2016-2017

2013		2776
2014		3201
2015		3640
2016		4099
		13716

2017 44 4116 332

283 3501

2017

10

100%

99%

210

3 2017

1	050101					100	
2	050107					50	
3	050306					50	
4	050303					84	
5	120206					60	
6	030102					55	

7	120210					60	
8	120901					65	
9	120902					100	
10	070501					65	
11	070101					55	
12	071201					60	
	071201					50	
13	020102					60	
14	080901					60	
	080901					60	
15	080903					50	
16	082502					60	
17	081201					60	
18	080714					100	
19	080202					100	
20	080705					50	
21	080601					50	
22	080704					50	
23	070302					110	
24	080407					100	
25	080403					100	
26	120204					100	
27	020401					100	
28	120202					50	
29	120801					50	
30	120207					50	
31	050201					64	
32	050262					128	
33	050204					35	
34	120104					100	
35	070503					100	
36	040106					100	
37	130305					80	
38	130310					40	
39	130401					70	

40	130502					105	
41	130503					70	
42	130202					100	
43	040203					120	
44	040207					120	
						3501	

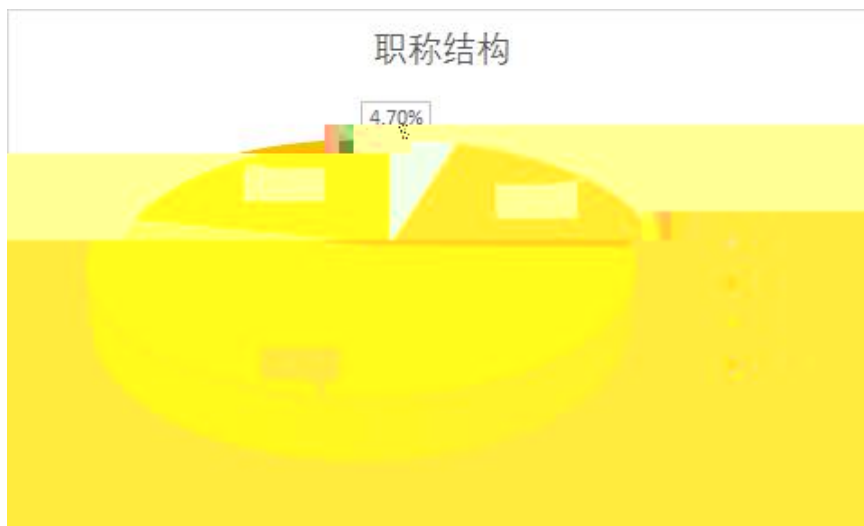
4 2017

1	050201					50	50	332 15
2	120901					55	52	
3	070302					50	27	
4	120206					50	49	
5	120202					50	48	
6	030102					45	45	
7	060101					60	61	
						360	332	

5 2017

1	120801					60	60	283
2	080202					60	60	
3	120901					120	120	
4	120902					60	43	
						300	283	

2017	9	750	596	46
	619		7.72%	14956
	24.16%			
		80	4	
10	3	8	13	
			40	
72		12.08%	150	
	25.17%		555	
	93.12%			
		28	122	119
		25.16%	317	3
3	95	94	1	34



2

555 34 521
93.12% 36 5

3

		35		284	47.65%	36-45	210
35.23%	46-55	99	16.61%	56	3	0.50%	

4

1

2016-2017

49

2016-2017

35

2

3

2016-2017

510

27.49%

1,420

25.57%

6.2% 3.8%

22.7% 22.11%

37

40

92.5%

10

9

90%

2016-2017

13

4000

2016

2062.28

1378.90

2016

1184.27

433.52

157.44

246.82

190.1

103.5

163.3

141.99

94.94

104.83

70.09

6: 2016

2016

16,339.76

1,184.27

2062.82

0.14

433.52

157.44

246.82

141.99

104.83

57.86

63.42



0A

7

		2016
	18:1	24.16:1
	30%	93.12
	30%	25.16
	5000	6300
	10%	9.11
	54	87.32
	14	10.96
	6.5	8.77
	100	63.91
	4	4
	10	14
	7	109

2016 9 1 2017 8 31
2017 9

1.

2017

2.

3.

+

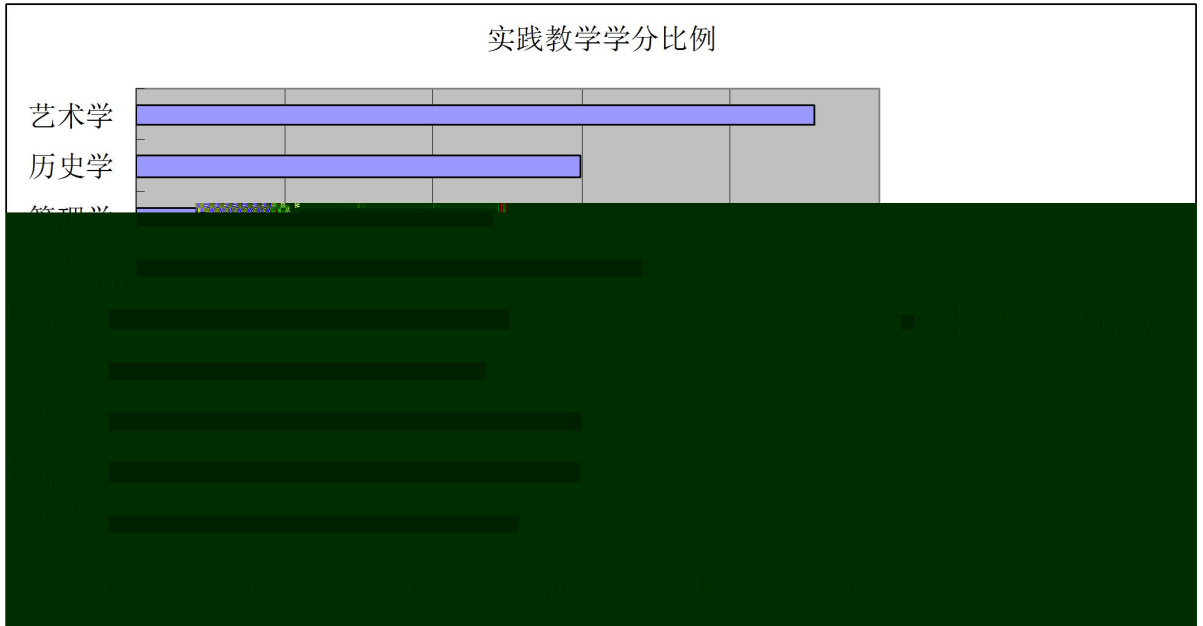
2016

2016

1.

2.

2016



5

3.

3+1

4.

5.

200

1.

2017

39.6% 22.7%

73.5%

2.

1 40 1

20 6 12

8

1				2010
2				2013
3				2010
4				2011
5				2012
6				2012
7				2013
8				2013
9				2013
10				2014
11				2014
12				2015
13				2015
14				2015
15				2013
16				2013
17				2014
18				2014
19				2015
20				2015

2016

2017

2000

20

1.

14

2.

132

2017 5

120

3.

2016-2017

+

4.

2016-2017

45

25

20

87

47

40

2016 -2017

1855

9

9

		%	%	%
30		19.58	15.76	26.24
		33.8	1	25.37
31-60		68.3	68.48	60.67
		68.24	78.74	58.41
61-90		10.05	15.76	11.14
		12.74	20.27	16.23
90		2.08	0	1.95
		0.52	0	0

756

2016-2017

165

83

3

5916

10

5

2

20

MOOC

6

64

13000

2016-2017

99

1252


313

2016 2017

427

6

10 2016

1		C		
2		C		
3				
4				
5				
6				

1

2

6

6-7

12

1			2008
2			2010
3	I		2011
4			2015
5			2016

2017

10000

60

2017

2017

2017

3201

2207

68.95% 2016-2017

20

2016-2017

2016-2017	40	30
2017	15	

2016

		198
74		

2016

2017

5

2017	8	5
------	---	---

2016-2017



1,885

2016

37 2016

14

13

1				2014-07	2017-12	10
2				2014-07	2017-12	10
3				2014-12	2016-12	2
4	I			2014-12	2016-12	2
5				2014-12	2016-12	2
6				2014-12	2016-12	1
7				2014-12	2016-12	1
8				2014-12	2016-12	1
9				2014-12	2016-12	1
10				2014-12	2016-12	1
11				2014-12	2016-12	1
12	CI 			2014-12	2016-12	1
13				2015-12	2018-12	10

14				2015-12	2018-12	10
15				2015-12	2018-12	10
16				2015-12	2017-12	1
17				2015-12	2017-12	1
18	-			2015-12	2017-12	2
19				2015-12	2017-12	2
20	-			2015-12	2017-12	1
21				2015-12	2017-12	1
22				2015-12	2017-12	1
23				2015-12	2017-12	1
24				2015-12	2017-12	1
25				2015-12	2017-12	1
26	- - -			2016-12	2018-12	1
27				2016-12	2018-12	1
28				2016-12	2018-12	1
29				2016-12	2018-12	1
30				2016-12	2018-12	2
31				2016-12	2018-12	1
32	MOOC			2016-12	2018-12	2
33				2016-12	2018-12	2
34				2016-12	2018-12	1
35	+			2016-12	2018-12	10
36				2016-12	2018-12	1

37	+			2016-12	2018-12	10
----	---	--	--	---------	---------	----

14 2016

1					2016
2					2016
3	C				2016
4					2016
5					2016
6					2016
7					2016
8					2016
9					2016
10					2016
11					2016
12					2016
13					2016
14					2016

2016 2017

13

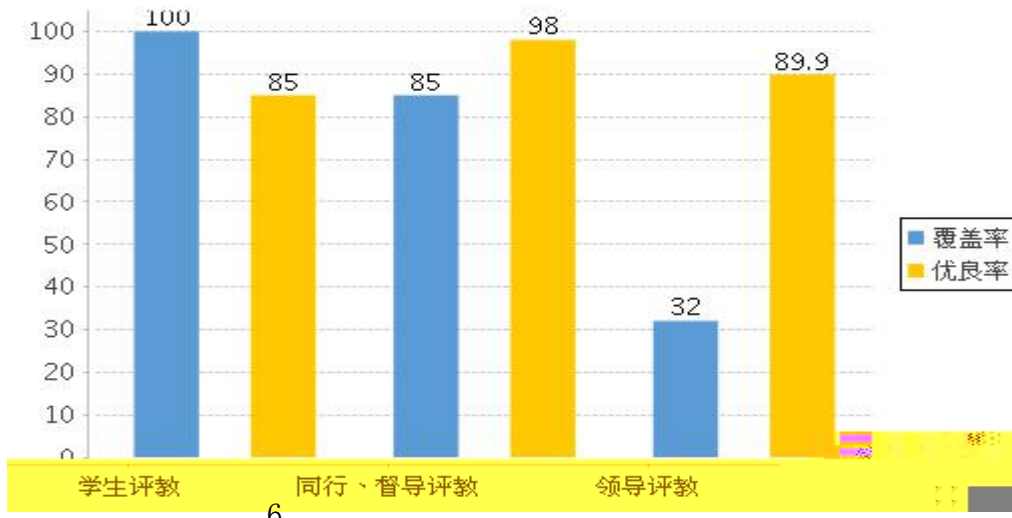
2016

30
2017

2016-2017

6

2016-2017 14
121
400
85%
98%
2016-2017 148
74 12
2016-2017 100%
89.11



2017

2016-2017

300

2016-2017

1452

1.

2016 45

2016 5 15 5 20

15

	68.15	65.11	64.31	68.00	67.48
	65.73	62.40	61.30	66.05	65.21
	67.00	61.09	61.16	67.51	64.97

2.

2016

2900

2747

2713

99%

29

3.50

3.

659

20.59%

97.44%

95.41%

92.77%

94.56%

95.08%

98.33%

92.69%

95.65%

2016-2017

465

2017

10

2017 6

16

	3	204	207
	52	136	188
	7	63	70

2016

6

2017 2

13

2017

3201

3184

99.47%

2017

3201

3179

99.31%

2017 8 31

94.16%

269

2418

28

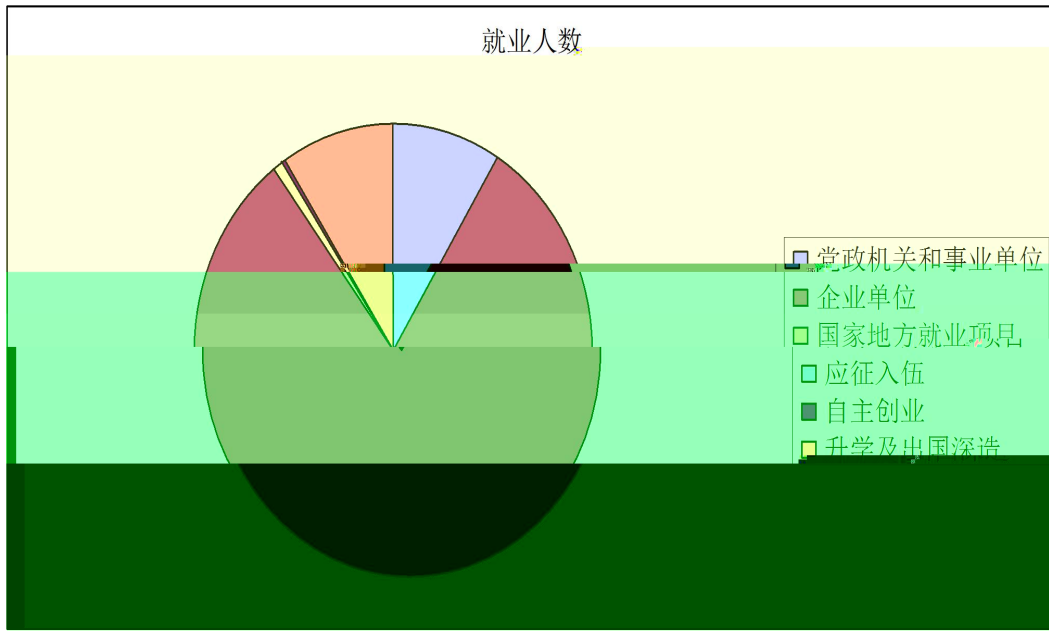
2

9

272

2017

60%



7 2016
2017

2017 659
20.59%
80.06% 15.35% 70.82%
26.62%
2017 824 25.73%
2
315 2017 3312 /

93.01%

91.55%

89.43%

4

170

300
70%

95

2016

2017 6

1

2

60

2017 11

13631

91.14%

13
13

32

20

15

123
32

1
100%

2

20%

3

3%

AA

14

80

+

140

3600

2016 9

1.

1

2

3

4

